


Domestic

Volumetric Rotary Piston Water Meter PD-15E~20E



Applications

- Measuring the volume of cold potable water passing through the pipeline for residential application.

Available Sizes

- 1/2", 3/4",
15mm, 20mm.

Standards

- ISO 4064 Class C

Features:

- Specially designed for high accuracy and wide measuring range.
- Sealed super-dry register
- Magnetic drive with lower transmission resistance.
- Register can rotate 360° offers easy reading in any position.
- Magnetic shield provides protection from external interference.
- Low starting flow rate and excellent metrological performance.
- 8 digit counters +1 pointer for high accuracy measurement readout.
- Central "star" used for leak detection and low flow rate.

Options:

- 2 types of material for Dn15mm meter body:
 - Corrosion Proof Copper Alloy
 - Highly Reinforced Composite Material
- 2 types of register:
 - Plastic Cover Sealed Register
 - Copper Tin Sealed Register
- Inlet strainer.
- Non-return valve.
- Pulse output option.
- Cubic Meter (m³) and US Gallon (USG) for choice.

Technical Specifications:

- Maximum Working Temperature :** 40°C for cold potable water meter.
- Maximum Working Pressure :** 16Bar
- Body :** Corrosion Proof Copper Alloy
- Coupling Threads :** BSP

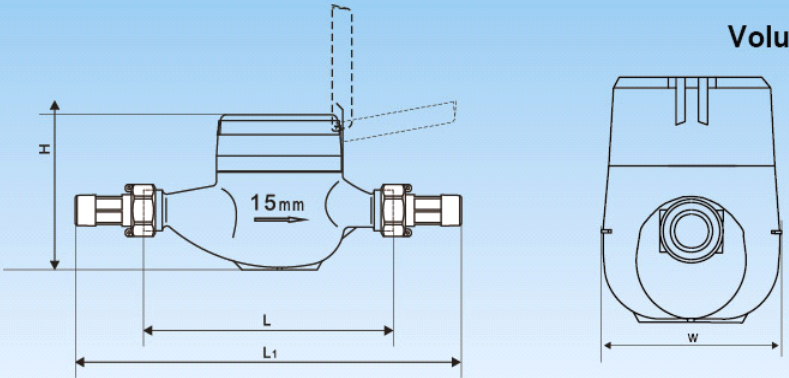
Installation Requirements:

- The meter can be installed in any position.
- The pipeline should be flushed before meter installation.
- The meter must be installed according to the arrow direction indicated on the meter body.
- The meter should be constantly full of water during operation.



Domestic

Volumetric Rotary Piston Water Meter PD-15E~20E

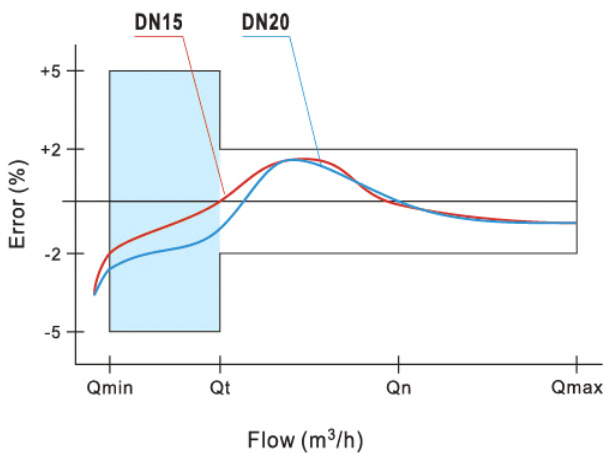


Dimensions and Weights

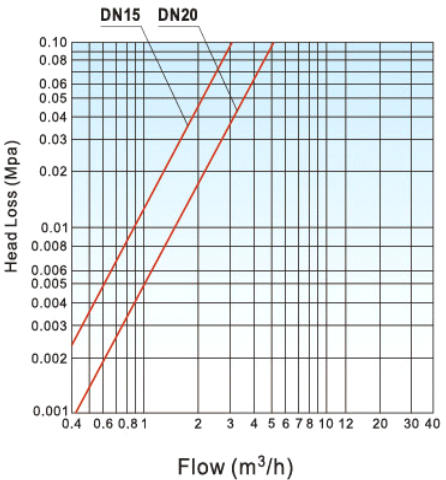
Nominal diameter	mm	DN	15	20
Body length	mm	L	165	190
Overall length	mm	L ₁	259	294
Width	mm	W	84	95
Meter height	mm	H	109.5	121
Weight without connectors	Kg		1.08	1.75
Meter weight(plastic body)	Kg		0.45	

- Maximum Permissible Error:**
In the lower zone from Q_{min} inclusive up to but excluding Q_t is ± 5%.
In the upper zone from Q_t inclusive up to and including Q_{max} is ± 2%.

Accuracy Curve



Head Loss Curve



Performance Data

Nominal diameter	mm	DN	15	20
Maximum flowrate	m ³ /h	Q _{max}	3.0	5.0
Nominal flowrate	m ³ /h	Q _n	1.5	2.5
Transitional flowrate	l/h	Q _t	22.5	37.5
Minimum flowrate	l/h	Q _{min}	15	25
Maximum reading	m ³		99999.9999	
Minimum reading	m ³		0.0001	